



RoughSawn Cedar Single EZ™ - Denim Blue

Exteria Building Products
1111 NW 165th Street
Miami, Florida 33169-5819

Phone: 877.EXTERIA (398.3742)
Fax: 877.471.0562
www.exteriabp.com

Purchase Protection
Exteria stands behind its products with a competitive Limited Lifetime Warranty.




Exteria
BUILDING PRODUCTS

2015 PRODUCT CATALOG

Scalloped Perfection
- Slate Gray
Pg. 29



RoughSawn Cedar EZ™
- Slate Gray
Pg. 13



Stacked Stone Premium
- Lewiston Crest
Pg. 23



DREAM IT - SEE IT!

with

DESIGN VISUALIZER

TRY IT ON

Upload a photo of your home
to the design visualizer and experiment
with different colors and siding profiles to
build the home of your dreams!

Visit:

www.exteriabp.com/design-center



CEDAR PROFILES



MASONRY PROFILES



OUR PASSION - YOU AND YOUR HOME.

We strive to make your dream home *a reality*. Our products are designed to enhance your home's curb appeal while delivering a 'WOW' factor from your neighbors.

Be Unique. Be Inspired. Be Exteria.

Exteria leads the industry by combining timeless design, technology and state-of-the-art manufacturing. This results in high-quality cedar and stone composite exteriors that capture nature's imperfect beauty. Upgrade your home with a durable, near maintenance-free exterior that adds value and beauty to your home.

With 15 unique profiles and more than 100 colors, the possibilities are endless.

What does your dream home look like?



RoughSawn Cedar EZ™ - *Antique Gray*

Whether you are a homeowner or building professional, we'll work hard so you don't have to. Choose Exteria's commitment to service and discover what it means to be part of the Exteria family. To speak to an Exteria Customer Care Associate, call (877) 398-3742.



Look for the Exteria Designer symbol for design tips, color combinations and suggestions on creating your dream home. To start your own virtual home makeover, visit www.exteriabp.com/design-center.

Featured On the Front Cover - **RoughSawn Cedar EZ™ - Harvest Cedar**

THE EXTERIA GREEN BUILDING COMMITMENT.

We Don't Just Imitate Nature...


We Preserve It.

Going green is very important to Exteria.

Our products are made of the world's safest, most versatile construction polymers - polypropylene:

- Doesn't deplete natural resources by cutting down trees
- Lighter weight using less fuel during shipping
- Minimal installation waste
- Never needs to be painted

By reducing the carbon footprint of our products all the way from manufacturing to installation, we help you achieve a green home and harness the power of sustainable building for a better future. You can be confident that with Exteria you're making an environmentally sound choice.



GET MORE THAN LOOKS

MORE AUTHENTICITY:

- Sculpted using real cedar shingles, bricks and stones to create a deeper, more realistic appearance for all our composite panels
- Injection molding process allows us to capture nature's imperfect beauty
- Variation of textures and patterns create a hand-crafted look

MORE DURABILITY:

- All of our panels exceed industry standards in all water, wind and impact testing
- Panel colorant is injection molded, providing long-lasting hues and protection against surface scratches
- Mineral packed polypropylene delivers strong, solid panels that stand the test of time

MORE FREEDOM:

- No Paint. No Stain. No Worries. You'll save time as our products require little of the maintenance compared to natural products
- Freedom from rotting, paint fading and mold
- Impervious to insect damage, such as termites

MORE VALUE:

- Providing the timeless and distinguished look of cedar and masonry at a fraction of the cost
- Exteria products install faster than natural products, keeping cost low and home values high
- Save money by eliminating the expense of upkeep required by natural products

*Spectacular
Curb Appeal*



The color blue instantly brings to mind cloudless skies and rolling seas, evoking a calm and tranquil feel. Paired with white trim accents on doors and windows create a crisp, clean look that makes a bold statement.

RoughSawn Cedar Single EZ™ - Denim Blue

Color is a powerful tool that can define and enhance any home. Today's color trends are no longer confined to a home's interior. Our Color Match Series are designed to match major vinyl manufacturers' products, allowing you to enhance your home with stunning cedar accent walls that will set your home apart. These colors are matched with scientific precision, ensuring long-lasting quality.



TRANSFORM YOUR HOME FROM ORDINARY TO EXTRAORDINARY

Color Match Series B




Compares to CertainTeed Products

- BB2 White Compares to CertainTeed Colonial White
- BB2 Light Gray Compares to CertainTeed Sterling Gray
- BB2 Granite Compares to CertainTeed Granite Gray
- BB2 Beige Compares to CertainTeed Sandstone Beige
- BB2 Cream Compares to CertainTeed Heritage Cream
- BB2 Maple Compares to CertainTeed Light Maple
- BB2 Tan Compares to CertainTeed Desert Tan



- BB2 Wicker Compares to CertainTeed Savannah Wicker
- BB2 Leather Compares to CertainTeed Buckskin
- BB2 Cedar Compares to CertainTeed Mountain Cedar
- BB2 Clay Compares to CertainTeed Natural Clay
- BB2 Earth Compares to CertainTeed Hearthstone
- BB2 Light Green Compares to CertainTeed Cypress
- BB2 Medium Green Compares to CertainTeed Spruce
- BB2 Ivy Compares to CertainTeed Ivy Green



- BB2 Grey Blue Compares to CertainTeed Flagstone
- BB2 Blue Compares to CertainTeed Pacific Blue

Color Match Series C



Compares to Heartland Products

- CC3 White Compares to Heartland White
- CC3 Parchment Compares to Heartland Birchwood
- CC3 Antique White Compares to Heartland Antique White
- CC3 Natural Gray Compares to Heartland Everest
- CC3 Sandcastle Compares to Heartland Sandalwood
- CC3 Clay Compares to Heartland Clay
- CC3 Gray Compares to Heartland Gray



- CC3 Stone Compares to Heartland Stone
- CC3 Fog Compares to Heartland Mist
- CC3 Concrete Gray Compares to Heartland Pewter
- CC3 Cream Compares to Heartland Heritage Cream
- CC3 Almond Compares to Heartland Almond
- CC3 Golden Tan Compares to Heartland Harvest Wheat
- CC3 Caramel Compares to Heartland Camel
- CC3 Coffee Compares to Heartland Mocha



- CC3 Earth Compares to Heartland Canyon
- CC3 Brown Compares to Heartland Pueblo
- CC3 Sage Compares to Heartland Sage
- CC3 Moss Compares to Heartland Aspen
- CC3 Nautical Blue Compares to Heartland Nautical

CertainTeed™, Heartland™, Royal Building Products™, Exterior Portfolio™ products & trademarks are not affiliated with Exteria Building Products

Color Match Series D



Compares to Royal Building Products

- DD4 Cream Compares to Royal Building Products Vintage Cream
- DD4 Maple Compares to Royal Building Products Soft Maple
- DD4 Beige Compares to Royal Building Products Driftwood
- DD4 Sand Compares to Royal Building Products Sand
- DD4 Light Gray Compares to Royal Building Products Sterling
- DD4 Medium Gray Compares to Royal Building Products Victorian Gray
- DD4 Cypress Compares to Royal Building Products Cypress



- DD4 Wicker Compares to Royal Building Products Wicker
- DD4 Heather Compares to Royal Building Products Heather
- DD4 Slate Compares to Royal Building Products Harvard Slate
- DD4 Clay Compares to Royal Building Products Pebble Clay
- DD4 Walnut Compares to Royal Building Products Walnut
- DD4 Cedar Compares to Royal Building Products Natural Cedar

CertainTeed™, Heartland™, Royal Building Products™, Exterior Portfolio™ products & trademarks are not affiliated with Exteria Building Products

Color Match Series E



Compares to Exterior Portfolio Products

- EE5 Cashew Compares to Exterior Portfolio Wheat
- EE5 Country Oak Compares to Exterior Portfolio Country Beige
- EE5 Macadamia Compares to Exterior Portfolio Pearl
- EE5 Cashmere Compares to Exterior Portfolio Saddle
- EE5 Barley Compares to Exterior Portfolio Rye
- EE5 Ivory Compares to Exterior Portfolio Bone
- EE5 Latte Compares to Exterior Portfolio Mocha



- EE5 Platinum Compares to Exterior Portfolio Driftwood
- EE5 Castle Compares to Exterior Portfolio Greystone
- EE5 Cork Compares to Exterior Portfolio Clay
- EE5 Cognac Compares to Exterior Portfolio Desert
- EE5 Artichoke Compares to Exterior Portfolio Cypress
- EE5 Iceberg Compares to Exterior Portfolio Harbor Blue
- EE5 Dark Roast Compares to Exterior Portfolio Espresso
- EE5 Pacific Blue Compares to Exterior Portfolio Starry Night



EE5 Avalanche Compares to Exterior Portfolio Aspen White

ü stand out in colour.



THE WEATHERED SERIES

Instantly Aged to Perfection

The Weathered Series perfectly portrays the timeless elegance and spectacular curb appeal of naturally aging cedar. Designed to capture the essence of time; from newly installed to decades of sun exposure.

- **Realistic Weathering** - Balanced tone and textures simulate nature's imperfect beauty
- **Authentic Beauty** - The look of naturally aged cedar
- **Lasting Appearance** - Our proprietary UV Coating System protects against fading and ensures decades of good looks
- **Available in 5 Cedar Profiles** - Cedar Pride, Hand-Split Shake, RoughSawn Cedar Collection (Single, Dual & Staggered)




THE PERFECT PAIR

Mix and match our Cedar and Masonry profiles for a dramatically new look for your home. Wrap your home in color combinations that reflect your unique personality and style.



For a softer, complementary appearance, we paired our **Cedar Pride**¹ shake in **Wicker**, with **Ledge Trim**² in **Clay** and **Stacked Stone Premium**³ in **Chestnut Hills**. The Wicker and Clay colors combine to establish depth and texture on the wall, while their hues blend incredibly well with the natural earth tones of Chestnut Hills stacked stone.



Antique Gray /
*Weathered White



Seaside Gray



Sunset Cedar /
*Traditional Cedar



Autumn Cedar




Harvest Cedar /
*Natural Cedar



Newport Cedar

*Denote color names for Hand-Split Shake EZ™



For a strikingly bold appearance, we've paired **Creek Ledge Stone**² in **Bucks County Gray**, with **Hand-Split Shake**¹ in bright **Barn Red**. The softer natural browns and grays found in the Creek Ledge Stone contrast the bright red of Hand-Split Shake, providing a stunning look that is sure to turn heads.

1. Barn Red

2. Bucks County Gray

CEDAR PRIDE EZ™

This profile is a tribute to authentic cedar shake. With a 9-inch shingle exposure, staggered edges and deep wood-grain texture, this beautiful design will evoke pride each and every time you arrive home.

Rustic meets Irresistible

- The most realistic look of any product on the market
- Two different panel designs within each carton designed to eliminate repetition
- Each shingle is dramatically grained and deeply textured
- Shingle widths and depths are unique, forming a hand-crafted appearance



- Desert Sand



- Harvest Cedar

COLOR PALETTE



INNOVATIONS IN REALISM





All the **Beauty.**
None of the **Work.**

RoughSawn Cedar EZ™ - *Antique Gray*



- *Seaside Gray*

ROUGHSAWN CEDAR COLLECTION

ROUGHSAWN CEDAR EZ™ & ROUGHSAWN CEDAR SINGLE EZ™

RoughSawn Cedar EZ™ with its 6 ½-inch shingle exposure offers the timeless look of rough-cut cedar shake. This down-to-earth style will make your home an object of admiration.

So Real, You'll Think You Smell Cedar

- Exhibits a look that is highly sought after; classic, yet contemporary
- Deeply grained pattern captures cedar's natural imperfections
- Shingle edges align evenly for a clean, well-crafted appearance



- *Denim Blue*

INNOVATIONS IN REALISM

ROUGHSAWN CEDAR EZ™ - DUAL COURSE



Deeply-grained and textured

Uniform edges for clean, crisp look

Varied shingle widths

ROUGHSAWN CEDAR SINGLE EZ™



Shingle widths & edges designed to eliminate repetition

COLOR PALETTE



NOTE: Colors shown are as accurate as the printing process enables. Please view actual panels prior to making your purchase. Sample panels are available at www.exteriabp.com.

ROUGHSAWN CEDAR STAGGERED EZ™

ROUGHSAWN CEDAR COLLECTION

The distinguished elegance of RoughSawn Cedar, re-imagined with enhanced details. This staggered shingle profile highlights the unique qualities of authentic cedar, while virtually eliminating maintenance. Capture the essence you've been searching for with RoughSawn Cedar Staggered.

Classic RoughSawn. Re-Imagined.


- Exhibits a timeless, yet rugged look
- New staggered shingle edges
- Varied shingle widths & heights enhance the hand-crafted look



COLOR PALETTE



INNOVATIONS IN REALISM






Looks Without Labor.
Thats the **Beauty** of Exteria.

Hand-Split Shake EZ™ - Barn Red

INNOVATIONS IN REALISM

Staggered shingle edges provide a rustic feel



Exhibiting a deep wood grain texture, grooves and varied knots



- Potter's Clay

HAND-SPLIT SHAKE EZ™

Exteria's Hand-Split Shake perfectly captures the rugged look of hand-cut cedar shake. The rough, uneven 8 3/4-inch shingle exposure emphasizes the hand-crafted look, while the deep wood grain texture and varied knots enhance the interplay of light and shadows across your home.

Capture Nature's Imperfect Beauty

- Deep grooves and varied knots spread across the rough surface
- Staggered shingle edges capture the hand-crafted look
- Each shingle is individually textured to eliminate repetition



Traditional Cedar

COLOR PALETTE



CAPE COD PERFECTION EZ™

The 4 ½-inch shingle exposure of Cape Cod Perfection flawlessly portrays a clean, crisp look. The evenly aligned shingle edges and overlapping shadows pay tribute to coastal traditions.

Breathtaking Natural Beauty

- A classic exterior that stands the test of time
- Finely etched texturing
- Uniform shingle edges create a polished appearance



COLOR PALETTE



Classic White



Desert Sand



Khaki



Ashwood Gray



Slate Gray



Desert Clay



Denim Blue




Barn Red

The Style You Want.
The Home You Deserve.



INNOVATIONS IN REALISM

Evenly aligned shingle edges enhance the well-crafted look



Exhibiting finely etched details

Make a **Statement,**
Without Saying a **Word.**



Creek Ledgestone Premium - Bucks County Gray
Hand-Split Shake EZ™ - Barn Red



-Arizona Sandstone

CREEK LEDGESTONE COLLECTION

The revolutionary realism of Creek Ledgestone makes it as distinguished as old-world masonry. Crafted using real field and ledge stones as inspiration and incorporating new textural and visual cues resulting in a unmistakable depiction of natural stone.

Bring Untamed Home Beauty

- Exhibiting subtle hand-finished weathering details
- Proprietary process delivers a matte surface with a grit finish, creating stone texture - realism you can feel
- Regional color pairings provide an unprecedented level of variation throughout each collection



-Bucks County Gray

ENHANCED SERIES



Amber Falls



Terra Cotta



Sakkara



Ridge Peak

Arriving Early
2015



Smokey Mountain

PREMIUM SERIES



Appalachian Ash



Arizona Sandstone



Bucks County Gray



Golden Montana



Rocky Mountain Clay

STACKED STONE COLLECTION

Exteria's Stacked Stone collection is masterfully crafted using real stone as inspiration. Its intricately designed pattern delivers a new level of craftsmanship and sophistication.

Make a Lasting Impression

- Alternating stone patterns provide depth and texture
- Exhibits multiple color palettes to satisfy regional tastes
- Proprietary process in the Premium Series delivers a matte surface with a grit finish - realism you can touch
- Original Series offers monotonal color variations, while the Premium series delivers multi-tonal palettes



ORIGINAL SERIES




Dry Creek



Rustic Rock



Prairie Cream



Mojave



Mountain Ash



Sierra Brown



Desert Sunset

PREMIUM SERIES



Sedona Bluff



Santa Fe



Chestnut Hills




Lewiston Crest



Shadow Ridge

The Timeless Appeal of Brick.




Hand-Laid Brick - Buff Blend

HAND-LAID BRICK COLLECTION


Make a lasting impression with the classic look of hand-laid brick. True to its inspiration, Exteria's Hand-Laid Brick has the look, dimension and mortar lines of the real thing. Breathtakingly realistic from the curb to the front door.

Substance and Style

- Sculpted from real brick for unmatched realism
- Crisp, clean mortar lines give your home a polished appearance that will enhance curb appeal and home value
- Proprietary process in the Enhanced Series delivers a low gloss surface with a matte finish



- Red Blend



- Williamsburg

ORIGINAL SERIES



Buff Blend Used Buff Used Red Red Blend Colonial White Char Brown

ENHANCED SERIES





Williamsburg Cambridge Dover Edgemont

HAND-CUT STONE COLLECTION

There's an aura of classic beauty and permanence to a home built with stone. It's a look that never loses its distinctive style or prestige. Exteria's Hand-Cut Stone captures the unique characteristics of cut stone with a quality that goes far deeper than its surface.

Aesthetics without Expense

- Meticulously crafted from hand-cut stone
- Staggered and alternating courses eliminate repetition
- Proprietary process in the Enhanced Series delivers a low gloss surface with a matte finish
- Perfect as an accent wall or full-home application




ORIGINAL SERIES




Glacier White



Desert Buff



Canyon Gray



Mountain Red

ENHANCED SERIES



Winter White



Adobe Clay



Coral Red



Chestnut Brown

SCALLOPED PERFECTION

Exteria's Scalloped Perfection can help make your home the focus, with eye-catching curves. Use as an accent or to add a flare of personality to your home as unique as you. The neatly sculpted rows and pristine appearance conjure images of a coastal cottage.

Enjoy Your Escape

- Undulating curves create a perfect classical look
- Matching lines provide uniform appearance
- 8-inch face with authentic cedar grain texture



Classic half round look

COLOR PALETTE



Classic White



Eggshell



Ashwood Gray



Slate Gray

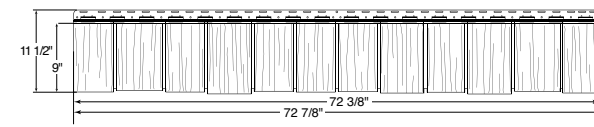


Desert Clay

EXTERIA PANEL AND CORNER DIMENSIONS

Cedar Pride – Hand-Split Shake – Cape Cod Perfection – RoughSawn Cedar Collection (Single, Dual & Staggered)

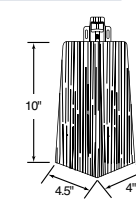
Cedar Pride EZ™



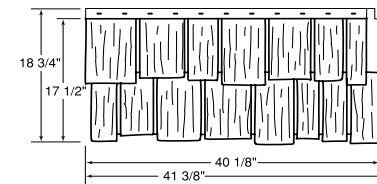
Panel Dimensions:	
Overall	72 7/8" w x 11 1/2" h
Exposed	72 3/8" w x 9" h
Material	Polypropylene
Pieces per carton	11
Approx. sq. ft. per carton	50
Carton weight	37 lbs. Solid 47 lbs. Weathered
Cubic ft. per carton	3.08

Cedar Pride EZ™ Universal 90° Outside Corner

Dimensions, exposed		4" x 4 1/2" x 10" h
Material	Polypropylene	
Pieces per carton	14	
Linear ft. per carton	10.5	
Carton weight	6 lbs.	
Cubic ft. per carton	<1.0	



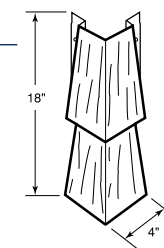
Hand-Split Shake EZ™



Panel Dimensions:	
Overall	41 3/8" w x 18 3/4" h
Exposed	40 1/8" w x 17 1/2" h
Material	Polypropylene
Pieces per carton	10
Approx. sq. ft. per carton	50
Carton weight	32 lbs. Solid 38 lbs. Weathered
Cubic ft. per carton	4.34

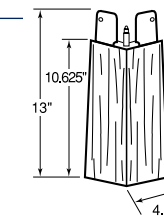
Hand-Split Shake EZ™ 90° Outside Corner

Dimensions, exposed		4" x 4" x 18" h
Material	Polypropylene	
Pieces per carton	10	
Linear ft. per carton	15	
Carton weight	8 lbs.	
Cubic ft. per carton	1.7	



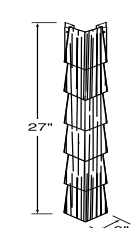
Hand-Split Shake EZ™ M Series Corner

Dimensions, exposed		4 1/2" x 4 1/2" x 9 to 10" h
Material	Polypropylene	
Pieces per carton	16	
Linear ft. per carton	12-13 ft. variable	
Carton weight	12 lbs.	
Cubic ft. per carton	2.13	
*Adjustable 1 inch overlap on stacked corners		

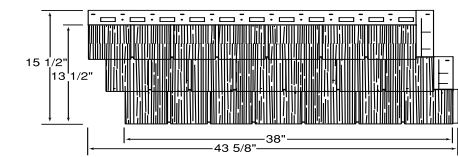


Cape Cod Perfection EZ™ 90° Outside Corner

Dimensions, exposed		3" x 3" x 27" h
Material	Polypropylene	
Pieces per carton	5	
Linear ft. per carton	11.3	
Carton weight	6 lbs.	
Cubic ft. per carton	1	

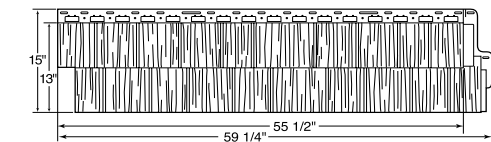


Cape Cod Perfection EZ™



Panel Dimensions:	
Overall	43 5/8" w x 15 1/2" h
Exposed	38" w x 13 1/2" h
Material	Polypropylene
Pieces per carton	14
Approx. sq. ft. per carton	50
Carton weight	49 lbs.
Cubic ft. per carton	3.2

RoughSawn Collection



Panel Dimensions – RoughSawn Cedar Dual EZ™

Overall	59 1/4" w x 15" h
Exposed	55 1/2" w x 13" h
Material	Polypropylene
Pieces per carton	10
Approx. sq. ft. per carton	50
Carton weight	37 lbs. Solid 45 lbs. Weathered
Cubic ft. per carton	3.75 ft

Panel Dimensions – RoughSawn Single EZ™

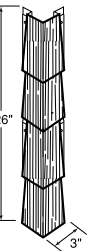
Overall	90 1/10" w x 8 1/2" h
Exposed	89 1/10" w x 6 1/2" h
Material	Polypropylene
Pieces per carton	12
Approx. sq. ft. per carton	50
Carton weight	40 lbs.
Cubic ft. per carton	2.8 ft

Panel Dimensions – RoughSawn Cedar Staggered EZ™

Overall	59 1/4" w x 15 1/4" h
Exposed	55 1/2" w x 13 1/2" h
Material	Polypropylene
Pieces per carton	10
Approx. sq. ft. per carton	50
Carton weight	37 lbs. Weathered 43 lbs.
Cubic ft. per carton	3.4

RoughSawn Cedar Collection 90° Outside Corner

Dimensions, exposed		3" x 3" x 26" h
Material	Polypropylene	
Pieces per carton	5	
Linear ft. per carton	10.8	
Carton weight	6 lbs.	
Cubic ft. per carton	1.0	
–Use for both Single, Dual & Staggered		

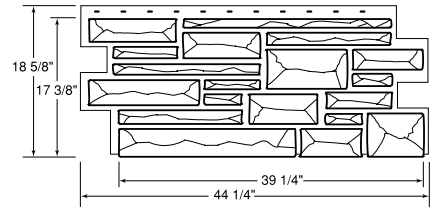


EXTERIA PANEL AND CORNER DIMENSIONS

Hand-Laid Brick – Hand-Cut Stone – Stacked Stone – Creek LedgeStone – Scalloped Perfection

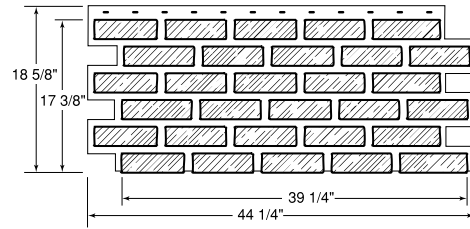
Hand-Cut Stone

Panel Dimensions:		Approx. sq. ft. per carton	50
Overall	44 1/4" w x 18 5/8" h	Cubic ft. per carton	4.84
Exposed	39 1/4" w x 17 3/8" h	Carton weight	48 lbs.
Material	Polypropylene		
Pieces per carton	10		



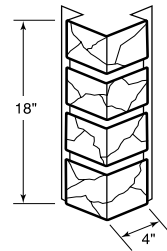
Hand-Laid Brick

Panel Dimensions:		Approx. sq. ft. per carton	50
Overall	44 1/4" w x 18 5/8" h	Cubic ft. per carton	3.91
Exposed	39 1/4" w x 17 3/8" h	Carton weight	48 lbs.
Material	Polypropylene		
Pieces per carton	10		



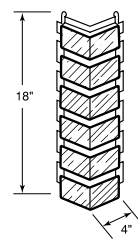
Hand-Cut Stone 90° Corner

Dimensions, exposed	4" x 4" x 18" h
Material	Polypropylene
Pieces per carton	10
Linear ft. per carton	15
Cubic ft. per carton	1.5
Carton weight	9 lbs.



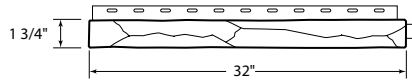
Hand-Laid Brick Corner (J-Channel or Butt Edge)

Dimensions, exposed	4" x 4" x 18" h
Material	Polypropylene
Pieces per carton	10
Linear ft. per carton	15
Cubic ft. per carton	1.4
Carton weight	8 lbs.
Available in	J-Channel and Butt Edge



Hand-Cut Stone Ledge Trim

Dimensions, exposed	32" x 1 3/4" x 1 7/8" d
Material	Polypropylene
Pieces per carton	10
Linear ft. per carton	26.75
Cubic ft. per carton	0.7
Carton weight	10 lbs.



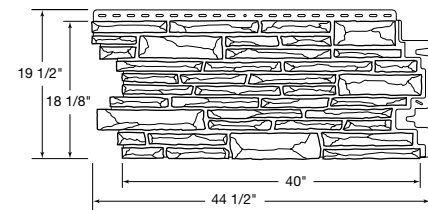
Hand-Laid Brick Ledge Trim

Dimension	36" w x 3 5/8" h x 1 1/4" d
Material	Polypropylene
Linear ft. per carton	30
Pieces per carton	10
Carton weight	10 lbs.
Cubic ft. per carton	1.3



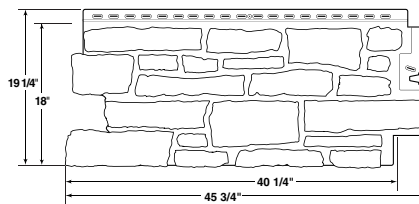
Stacked Stone Original & Premium Panel

Dimensions:	
Overall	44 1/2" w x 19 1/2" h
Exposed	40" w x 18 1/8" h
Material	Polypropylene
Pieces per carton	10
Approx. sq. ft. per carton	50
Carton weight:	54 lbs



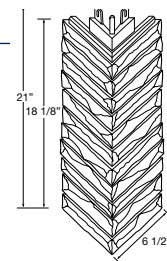
Creek LedgeStone Premium Panel

Dimensions:	
Overall	45 3/4" w x 19 1/4" h
Exposed	40 1/4" w x 18" h
Material	Mineral filled polypropylene composite
Pieces per carton	10
Approx. sq. ft. per carton	50
Carton weight:	48 lbs



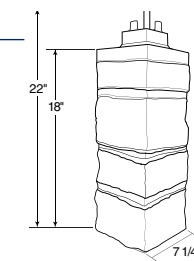
Stacked Stone Original & Premium Corner

Dimensions:	
Overall	6 1/2" x 6 1/2" x 21" h
Exposed	6 1/2" x 6 1/2" x 18 1/8" h
Material	Polypropylene
Pieces per carton	6
Approx. sq. ft. per carton	9.2 lin. ft.



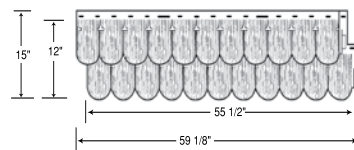
Creek LedgeStone Premium Corner

Dimensions:	
Overall	7 1/4" x 7 1/4" x 22" h
Exposed	7 1/4" x 7 1/4" x 18 1/8" h
Material	Polypropylene
Pieces per carton	5
Approx. sq. ft. per carton	7.5 lin. ft.



Scalloped Perfection

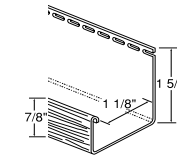
Panel Dimensions:		Approx. sq. ft. per carton	50
Overall	59 1/8" w x 15" h	Carton weight	34 lbs.
Exposed	55 1/2" w x 12" h	Cubic ft. per carton	3.36
Material	Polypropylene		
Pieces per carton	10		



EXTERIA COORDINATING ACCESSORIES

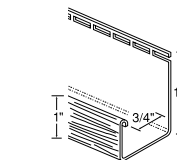
J-Channel 1 1/8" Opening

Packaged	300 lin. ft., 24 pcs./carton
Length	12 ft., 6 in.
Carton weight	33 lbs.
Material	Polyvinyl Chloride (PVC)
Finish	Matte
Use with	Cedar Pride EZ™, Hand-Split Shake EZ™, All Masonry



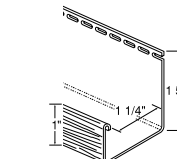
J-Channel 3/4" Opening

Packaged	500 lin. ft., 40 pcs./carton
Length	12 ft., 6 in.
Carton weight	58 lbs.
Material	Polyvinyl Chloride (PVC)
Finish	Matte
Use with	RoughSawn Cedar Collection, Cape Cod Perfection EZ™, Scalloped Perfection



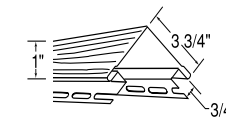
Flexible J-Channel 1 1/4" Opening

Packaged	126 lin. ft., 10 pcs./carton
Length	12 ft., 6 in.
Carton weight	33 lbs
Material	Polyvinyl Chloride (PVC)
Finish	Flat White only
Use with	Hand-Split Shake EZ™



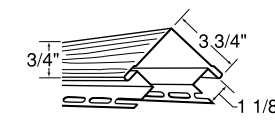
3 3/4" Outside Corner Post 3/4" Opening

Packaged	100 lin. ft., 10 pcs./carton
Length	10 ft.
Carton weight	42 lbs
Material	Polyvinyl Chloride (PVC)
Finish	Wood Grain
Use with	RoughSawn Cedar Collection, Cape Cod Perfection EZ™ and Scalloped Perfection



3 3/4" Outside Corner Post 1 1/8" Opening

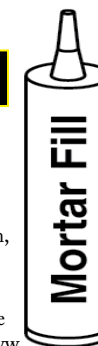
Packaged	100 lin. ft., 10 pcs./carton
Length	10 ft.
Carton weight	42 lbs.
Material	Polyvinyl Chloride (PVC)
Finish	Wood Grain
Use with	Cedar Pride EZ™, Hand-Split Shake, Hand-Laid Brick, Hand-Cut Stone



Mortar Fill

If using the 90° outside corners, mortar fill is required to caulk the vertical line created where the panel meets the corner.

Container	Tube
Tubes per container	12 tubes
Cubic feet	0.4 cu.ft.
Carton weight	16 lbs. (7.25 kg)
Available color	Mortar line gray
Use with:	Hand-Laid Brick and Hand-Cut Stone

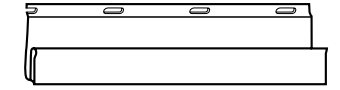


If caulk is used with Stacked Stone Original and Stacked Stone Premium, we recommend crystal clear caulk commonly available at local hardware stores.

*For more information on caulk matched to Exteria product colors, please contact Boss® Products at 800.928.2677 or 270.769.3385 or online at www.bossproducts.com.

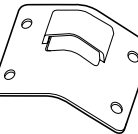
Universal Starter Strip

Packaged	250 lin. ft., 25 pcs./carton
Length	10'
Carton Weight	39 lbs. per carton
Material	Galvanized steel
Use With	All Exteria panels except Scalloped Perfection



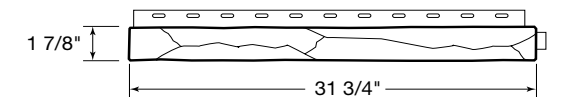
Universal Corner Starter Clip

Packaged	2 pieces provided in each carton of Cedar Pride corners, 6 in Stacked Stone Original & Premium, and 5 in Creek LedgeStone
Material	Polypropylene
Use With	Cedar Pride corners, All Stacked Stone corners, All Creek LedgeStone corner, first course only



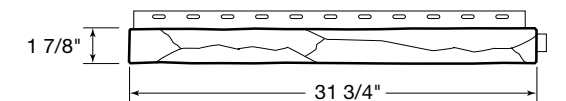
Premium Ledge Trim

Dimension	31 3/4" w x 1 7/8" h x 1 3/4" d
Material	Textured Polypropylene Composite
Linear ft. per carton	26.75
Pieces per carton	10
Carton weight	10 lbs.
Cubic ft. per carton	0.7
Use With	All Stacked Stone, All Creek LedgeStone



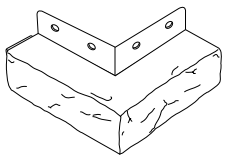
Stacked Stone Original Ledge Trim

Dimension	31 3/4" w x 1 7/8" h x 1 3/4" d
Material	Untextured Polypropylene Composite
Linear ft. per carton	26.75
Pieces per carton	10
Carton weight	10 lbs.
Cubic ft. per carton	0.7 cu. ft.
Use with	Stacked Stone Original
Available colors:	Sierra Brown & Desert Sunset



90° Ledge Trim Corner

Dimensions:	
Overall	5 1/2" x 6" x 3" h
Exposed	5 1/2" x 5 3/4" x 1 3/4" h
Material	Polypropylene composite
Angle	90 degrees
Carton Weight	1.45 lbs.
Cubic ft. per carton	1.3
Used with	Creek LedgeStone & Stacked Stone



Scalloped Perfection Starter Clip

Packaged	24 pcs./carton
Weight	7 lbs.
Material	Coated metal
Use with	Scalloped Perfection panels, 5 per panel, starter courses only



EXTERIA CEDAR PANEL COLOR & ACCESSORY MATRIX

PRODUCT KEY	PANEL COLOR	PRODUCT AVAILABILITY	ACCESSORY COLOR	3/4" J-CHANNEL	3/4" OSC POST	1 1/8" J-CHANNEL	1 1/8" OSC POST
CEDAR PRIDE	Classic White / Cottage White	■ ■ ■ ■ ■	White	■ ■ ■ ■	■ ■ ■ ■	■ ■ ■ ■	■ ■ ■ ■
	Eggshell / Birchwood	■ ■ ■ ■ ■	Off White	■ ■ ■ ■	■ ■ ■ ■	■ ■ ■ ■	■ ■ ■ ■
	Ashwood / Driftwood	■ ■ ■ ■ ■	Light Gray	■ ■ ■ ■	■ ■ ■ ■	■ ■ ■ ■	■ ■ ■ ■
	Slate / Granite Gray	■ ■ ■ ■ ■	Dark Gray	■ ■ ■ ■	■ ■ ■ ■	■ ■ ■ ■	■ ■ ■ ■
ROUGHSAWN CEDAR COLLECTION (SINGLE, DUAL, STAGGERED)	Desert Clay / Potter's Clay	■ ■ ■ ■ ■	Clay	■ ■ ■ ■	■ ■ ■ ■	■ ■ ■ ■	■ ■ ■ ■
	Pale Yellow	■ ■ ■ ■ ■	Pale Yellow	■ ■ ■ ■	■ ■ ■ ■	■ ■ ■ ■	■ ■ ■ ■
CAPE COD PERFECTION	Canary Yellow	■ ■ ■ ■ ■	Canary Yellow	■ ■ ■ ■	■ ■ ■ ■	■ ■ ■ ■	■ ■ ■ ■
	Desert Sand	■ ■ ■ ■ ■	Beige	■ ■ ■ ■	■ ■ ■ ■	■ ■ ■ ■	■ ■ ■ ■
	Wicker	■ ■ ■ ■ ■	Wicker	■ ■ ■ ■	■ ■ ■ ■	■ ■ ■ ■	■ ■ ■ ■
	Wheat	■ ■ ■ ■ ■	Wheat	■ ■ ■ ■	■ ■ ■ ■	■ ■ ■ ■	■ ■ ■ ■
	Khaki	■ ■ ■ ■ ■	Tan	■ ■ ■ ■	■ ■ ■ ■	■ ■ ■ ■	■ ■ ■ ■
	Coastal Brown	■ ■ ■ ■ ■	Dark Brown	■ ■ ■ ■	■ ■ ■ ■	■ ■ ■ ■	■ ■ ■ ■
	Coastal Clay	■ ■ ■ ■ ■	Variagated	■ ■ ■ ■	■ ■ ■ ■	■ ■ ■ ■	■ ■ ■ ■
	Coastal Cedar	■ ■ ■ ■ ■	Medium Brown	■ ■ ■ ■	■ ■ ■ ■	■ ■ ■ ■	■ ■ ■ ■
	Barn Red	■ ■ ■ ■ ■	Red	■ ■ ■ ■	■ ■ ■ ■	■ ■ ■ ■	■ ■ ■ ■
	Denim Blue	■ ■ ■ ■ ■	Blue	■ ■ ■ ■	■ ■ ■ ■	■ ■ ■ ■	■ ■ ■ ■
HAND-SPLIT SHAKE	Forest Green	■ ■ ■ ■ ■	Green	■ ■ ■ ■	■ ■ ■ ■	■ ■ ■ ■	■ ■ ■ ■
	Flagstone Blue	■ ■ ■ ■ ■	Medium Blue	■ ■ ■ ■	■ ■ ■ ■	■ ■ ■ ■	■ ■ ■ ■
	Cypress Green	■ ■ ■ ■ ■	Medium Green	■ ■ ■ ■	■ ■ ■ ■	■ ■ ■ ■	■ ■ ■ ■
	Sunset Cedar / Traditional Cedar	■ ■ ■ ■ ■	Medium Brown	■ ■ ■ ■	■ ■ ■ ■	■ ■ ■ ■	■ ■ ■ ■
	Harvest Cedar / Natural Cedar	■ ■ ■ ■ ■	Dark Brown	■ ■ ■ ■	■ ■ ■ ■	■ ■ ■ ■	■ ■ ■ ■
	Antique White / Weathered White	■ ■ ■ ■ ■	Variagated	■ ■ ■ ■	■ ■ ■ ■	■ ■ ■ ■	■ ■ ■ ■
	Autumn Cedar	■ ■ ■ ■ ■	Medium Brown	■ ■ ■ ■	■ ■ ■ ■	■ ■ ■ ■	■ ■ ■ ■
	Newport Cedar	■ ■ ■ ■ ■	Dark Gray	■ ■ ■ ■	■ ■ ■ ■	■ ■ ■ ■	■ ■ ■ ■
Seaside Gray	■ ■ ■ ■ ■	Seaside Gray	■ ■ ■ ■	■ ■ ■ ■	■ ■ ■ ■	■ ■ ■ ■	

Cedar Pride EZ™ Corner Hand-Split Shake EZ™ M Series Corner Hand-Split Shake EZ™ 90° Corner RoughSawn Cedar Collection EZ™ Corners Cape Cod Perfection EZ™ Corner



Exteria offers a variety of color coordinating accessories designed to give your home a finished look. With matching cedar profile corners and matching J-Channel to help complete the look.

J-Channels

EXTERIA MASONRY PANEL COLOR & ACCESSORY MATRIX

PRODUCT KEY	PANEL COLOR	ACCESSORY COLOR	LEDGE TRIM COLOR
HAND-LAID BRICK ORIGINAL	Colonial White	Clay	Clay
	Buff Blend	Clay	Clay
	Used Buff	Clay	Clay
	Red Blend	Clay	Clay
	Used Red	Clay	Clay
	Char Brown	Clay	Clay
	HAND-LAID BRICK ENHANCED	Cambridge	Beige
Edgemont		Beige	Beige
Dover		Seaside Gray	Seaside Gray
Williamsburg		Seaside Gray	Seaside Gray
HAND-CUT STONE ORIGINAL	Glacier White	Clay	Clay
	Desert Buff	Clay	Clay
	Canyon Gray	Clay	Clay
HAND-CUT STONE ENHANCED	Mountain Red	Clay	Clay
	Coral Red	Seaside Gray	Clay
	Chestnut Brown	Beige	Clay
	Winter White	Seaside Gray	Clay
CREEK LEDGESTONE PREMIUM	Adobe Clay	Beige	Clay
	Golden Montana	Santa Fe	Gray
	Arizona Sandstone	Tan	Clay
	Rocky Mountain Clay	Rocky Mountain	Sand
	Bucks Coutny Gray	Dark Brown	Gray
	Appalachian Ash	Lewiston Crest	Gray
CREEK LEDGESTONE ENHANCED	Sakkara	Clay	Clay
	Ridge Peak	Clay	Clay
	Amber Falls	Clay	Clay
	Smokey Mountain	Clay	Clay
	Terra Cotta	Clay	Clay
STACKED STONE ORIGINAL	Prairie Cream	Prairie Cream	Clay
	Dry Creek	Dry Creek	Sand
	Rustic Rock	Rustic Rock	Clay
	Mojave	Mojave	Clay
	Sierra Brown	Sierra Brown	Sand
	Desert Sunset	Desert Sunset	Sand
	Mountain Ash	Mountain Ash	Gray
STACKED STONE PREMIUM	Sedona Bluff	Sedona Bluff	Sand
	Sante Fe	Sante Fe	Sand / Clay
	Chestnut Hills	Chestnut Hills	Sand
	Lewiston Crest	Lewiston Crest	Granite Gray
	Shadow Ridge	Shadow Ridge	Midnight

Creek Ledgestone Corners



Arizona Sandstone Appalachian Ash

Stacked Stone Corners




Lewiston Crest Chestnut Hills

Hand-Laid Brick Corner Hand-Cut Stone Corner




Red Blend Canyon Gray

90° LedgeTrim Corner



Sand Clay

Premium Ledge Trim



Exteria provides this information as a guide for selecting available panel colors and vinyl accessories. Due to differing materials, the vinyl accessories will not be an exact color match to our panels, but will complement them.